




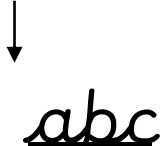




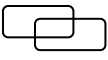


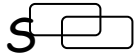
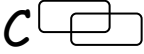







Marking Codes








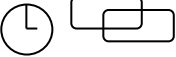


The Forge Trust



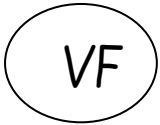
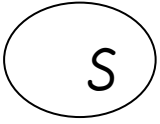
Marking Symbols

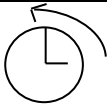
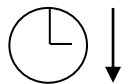
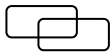
	Capital letters
	Full stops
	Finger spaces
	Write on the line
	p/y/g/f/j/q below the line
	Tall letter tall
	Small letters half a line high
	Joined handwriting
	Conjunctions

	Subordinating conjunction
	Coordinating conjunction
	Think the sentence in your head first
	Check through your writing to make sure it makes sense
	Vocabulary
	Punctuation (Insert specific punctuation into the circle)
	Sentence Opener
	Opening to a story
	Build up/problem



	Resolution/ending
<u>H</u> or <u>T</u>	Heading or Title
	Adjective
	Adverb
	Capital letter for I
	Good idea
c-a-t	Sound out words
	Time adverbial (In Y1-2 time word)
	Facts
	Handwriting

p	Paragraphs
','',''	Commas in a list
	Keywords
	Imperative verbs
	Verbal feedback (Indicate what the feedback was)
	Worked with support

-s/-es	Plural noun
e.g. -ly, -ment	Suffix
e.g. pre-, un-	Prefix
	Past tense
	Present tense
Perf	Perfect form
Progr	Progressive form
Modal	Modal
Pass	Passive form
Subj	Subjunctive
P'	Apostrophe (possession)
O'	Apostrophe (omission)
	Conjunction
Prep	Preposition
Adv	Adverbial
FAdv	Fronted Adverbial

Marking work in KS1 and KS2

- Use the marking codes in the margin to show what the child has achieved, mark with a tick.
- Mark in the body of the text with ticks to show capital letters, full stops, conjunctions, good vocabulary and key words.
- Mark any mistakes in the body of the text, such as miss spelt words, missing punctuation and missing words. Do not correct every single mistake but choose 2 to 3 obvious mistakes.
- Write a positive comment referring to the learning objective.

e.g. Well done you have used.....

- Use 'Remember' to give a task relating to mistakes made with a * in the margin

e.g. Letter formation, key word to practise spelling, ask them to put in missing punctuation, read back and check for errors or write with finger spaces.

- Tick the success criteria the children have achieved
- When writing in children's books, write neatly and joined in the style of our policy
- For longer pieces of writing, refer to the child's individual writing targets
 - ✓ T1 – You have used capital letters for proper nouns